



LZR®-FLATSCAN SW

Safety sensor for swing doors



APPLICATIONS



TECHNOLOGY

Laser

CONFORMITY



DESCRIPTION

The **LZR®-FLATSCAN SW** uses laser technology (time of flight measurement) for the safety of swing doors. 170 measurement points provide complete protection for the users.

One **LZR®-FLATSCAN SW** kit (2 modules) is enough, depending on the risk analysis, to cover both the complete width and height of a door wing including the pinch zone.

DOWNLOAD



Compact design

The **LZR®-FLATSCAN SW** can be used on all swing doors, regardless of their size. Thanks to its compact design (8.5 cm x 14.2 cm) it can be stocked and stored easily.



Independent of flooring and surroundings

The laser technology guarantees stability above all types of floor surfaces (slatted floors, absorbent carpet, reflective floor, slippery surface etc.). It is also independent of the door's direct environment (handrail, walls, heaters, dustbins etc.).



Pinch zone safety

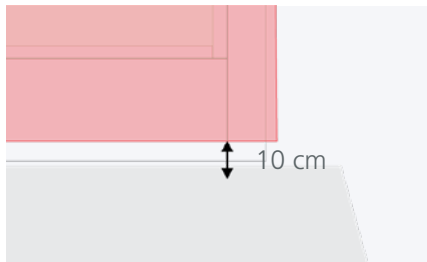
The pinch zone of the **LZR®-FLATSCAN SW** counts 100 measurement points, divided over 18°. They optimise the detection of small body parts (hands and fingers) in the hinge area.



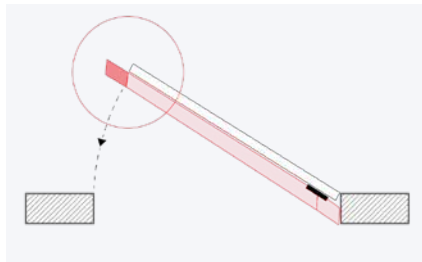
Fast & intuitive installation

The size of the sensor area is defined by simple hand movements, which leads to installation time savings.

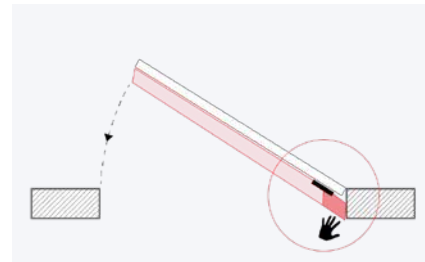
APPLICATIONS



Uncovered zone



Extended safety area during closing

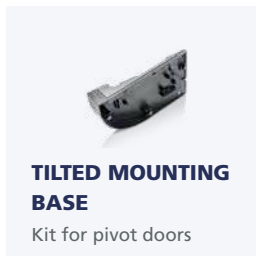


Optimised protection of the pinch zone on hinge side and opposite hinge side

ACCESSORIES




GDA
Glass door accessory



TILTED MOUNTING BASE
Kit for pivot doors



RETROFIT INTERFACE
Retrofit accessory



PROTECTIVE COVER
Protective accessory for FLATSCAN



FDA
Fire door adapter for FLATSCAN

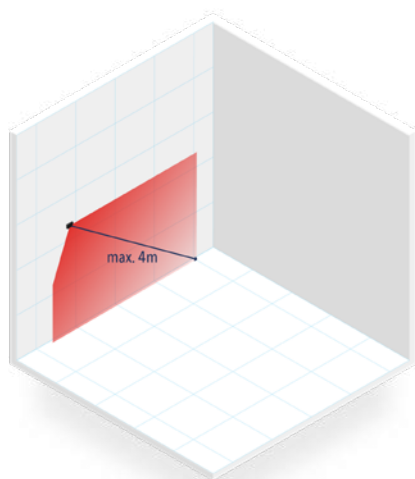
INSTALLATION

- One module on each side is enough to secure the whole door, regardless of its size.
- Master-Slave operator compatible with 4SAFE.
- The mechanical angle can be adjusted from 2° to 10° and even further thanks to accessories.
- Automatic teach-in: direct surroundings of the door and the type of floor.

VERSIONS

- 2 designs available for installation on the left or right.
- Different colours available (aluminium/black/white). The cover can be fully painted.

TECHNICAL SPECIFICATIONS



Technology	LASER scanner, time-of-flight measurement
Max. detection range	4m (diagonal) with reflectivity of 2% (i.e.: at W = 1.5 m -> H=3.7 m)
Field of view	Door wing safety : 86° / Hinge area : 18°
Angular resolution	Door wing safety : 1.23° / Hinge area : 0.18°
Typ. min. object size	
Door wing protection	10cm @ 4m
Hinge area	2cm @ 4m
Emission characteristics	IR LASER Wavelength 905 nm; max. output pulse power 25 W; Class1
Supply voltage / Consumption	12-24V DC \pm 15% / \leq 2 W
Response time	Door wing safety : max. 50 ms / Hinge area : max. 90 ms
Output	2 electronic relays (galvanic isolation - polarity free)
Max. switching voltage	42V AC/DC
Max. switching current	100 mA
LED-signals	1 bi-coloured LED : detection/output status
Dimensions	142 mm (L) \times 85 mm (D) \times 23 mm (H) (mounting bracket + 7 mm)
Tilt angles / Protection degree	+2° to +10° (without mounting bracket) / IP54
Temperature range / Humidity	-30°C to +60°C if powered / 0-95 % non-condensing
Vibrations	< 2 G
Conformity	RoHS 2 2011/65/EU; MD 2006/42/EC; EMC 2014/30/EU; LVD 2014/35/EU EN 12978; EN ISO 13849-1PI "d"/ CAT2; EN 60529; IEC 60825-1; EN 60950-1; EN 61000-6-2; EN 61000-6-3; IEC 61496-1; EN 61496-3 ESPE Type 2; EN 62061 SIL 2; DIN 18650-1 Chapter 5.7.4 (testbody CA);EN 16005 Chapter 4.6.8 (testbody CA); AS 5007:2007

DISCLAIMER Information is supplied upon the condition that the persons receiving it will make their own determination as to its suitability for their purposes prior to use. In no event will BEA be responsible for damages of any nature whatsoever resulting from the use of or reliance upon information from this document or the products to which the information refers./BEA has the right without liability to change descriptions and specifications at any time.

ASIA.BEASENSORS.COM



A-B Area, 3rd Floor, No.1 Building, No.5 Xinghai Road, Beijing Economic Technological Development Area | China

T +86 10 57761630 / F +86 10 62628775 / E info-as@beasensors.com

A Halma company