

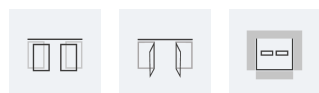


MAGIC SWITCH CHROMA

Touchless opening sensor
for automatic doors



APPLICATIONS



TECHNOLOGY

Microwave



DESCRIPTION

The **MAGIC SWITCH CHROMA** is a touchless opening sensor for automatic doors. One hand motion in front of the sensor opens the door, completely contactless. Therefore, it is the perfect knowing act sensor for applications where hygiene is essential: hospitals, clean rooms, hotels & restaurants, restrooms, pharmaceutical industries, airports, logistics and retail.

VIDEO



Discover the product video on our youtube channel **BEA Sensors Europe**
<https://bit.ly/2PpiFmG>



Touchless & hygienic

Opening solution reducing touchpoints in public spaces. A built-in silicone seal makes the product completely hermetic and the antimicrobial front face limits the spread of germs, bacteria and fungi.



Multicolour LED & audio signal

With many possible configurations of LED colour, brightness and animation, the **MAGIC SWITCH CHROMA** offers great user experience. In addition, the audio feedback adds comfort for the visually impaired.



Designed for every environment


Thanks to a discrete design, a high degree of protection (IP65) and flush or surface mounting possibilities, the **MAGIC SWITCH CHROMA** blends into any environment and is easy to install and keep clean.



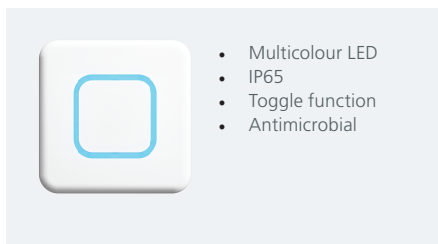
Variety of applications

Touchless opening of any automatic door, comfort for people with disabilities, light switch in toggle mode and many more. Moreover, the **MAGIC SWITCH CHROMA ADV** is equipped with an external signal input which allows for even more applications like door lock functions in public restrooms.


VERSIONS



MAGIC SWITCH

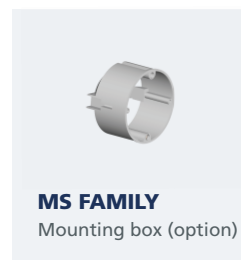
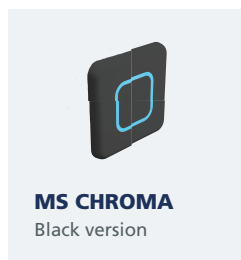
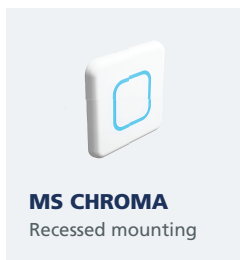



MAGIC SWITCH CHROMA STD



MAGIC SWITCH CHROMA ADV

MOUNTING OPTIONS & ACCESSORY



INSTALLATION

- Recessed or surface installation.
- Potentiometer to adjust detection field size.
- DIP-switches for output mode, colour logic and audio alert.
- Fine-tuning via remote control (ADV only).

CONFIGURATION


Basic options



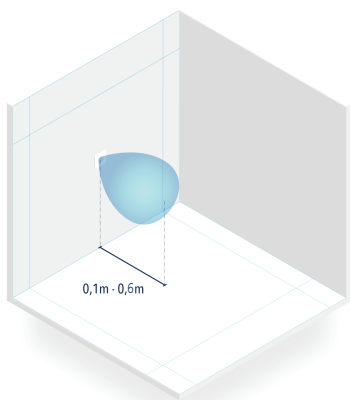
Pictogram options



Multicolour LED options



TECHNICAL SPECIFICATIONS



Technology	Microwave motion sensor
Radiated frequency	24.150 GHz
Radiated power	< 20 dBm EIRP
Radiated power density	< 5mW/cm ²
Detection field size	+/- 10 to 60 cm (adjustable) if movement towards sensor at 90°
Detection mode	Motion (bidirectional)
Speed of target	Min. 5Hz or +/- 3cm/s, Max. 200Hz or +/- 1.2m/s
Supply voltage	12 - 24V AC +/- 10% 12 - 24V DC +30% / - 10%
Mains frequency	50 - 60 Hz
Power consumption	< 1.5W
Output	Electronic relay (galvanic isolation - polarity free) Max voltage: 42V AC/DC Max current: 100 mA
Output holdtime	0.5s (in PULSE mode)
Temperature range	-20°C to +55°C
Degree of protection	MAGIC SWITCH: IP54 MAGIC SWITCH CHROMA: IP65 (if front face and seal mounted on a smooth surface)
Material	PMMA / PC MAGIC SWITCH CHROMA front face is treated with biomaster silver biocide tested to ISO 22196:2011. Please use biocides responsibly
Recommended wiring cable	Stranded cable up to 16 AWG - 1.5mm ²

DISCLAIMER Information is supplied upon the condition that the persons receiving it will make their own determination as to its suitability for their purposes prior to use. In no event will BEA be responsible for damages of any nature whatsoever resulting from the use of or reliance upon information from this document or the products to which the information refers. BEA has the right without liability to change descriptions and specifications at any time.

WWW.BEASENSORS.COM



BEA | A-B Area, 3rd Floor | No.1 Building, No.5 Xinghai Road, Beijing Economic Technological Development Area, Beijing | China
T +86 10 57761630 | F +86 10 62628775 | E info-as@beasensors.com | W asia.beasensors.com

A Halma company