




LZR® - FLATSCAN SL

Multi-functional sensor for sliding doors



APPLICATIONS

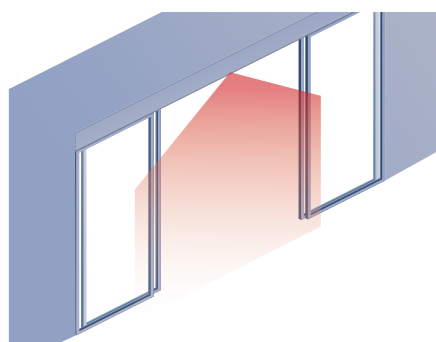


TECHNOLOGY

Laser

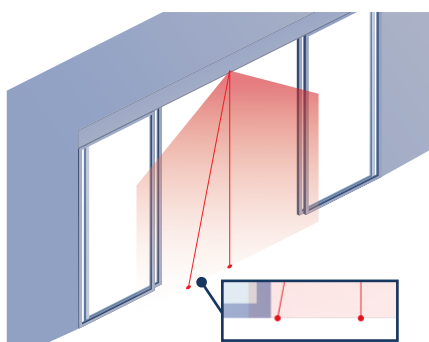
DESCRIPTION

LZR®-FLATSCAN SL is a multi-functional sensor for automatic sliding doors based on laser technology. It offers two virtual push buttons to open the door. In addition, 400 measurement spots provide very high detection precision and not be affected by light.



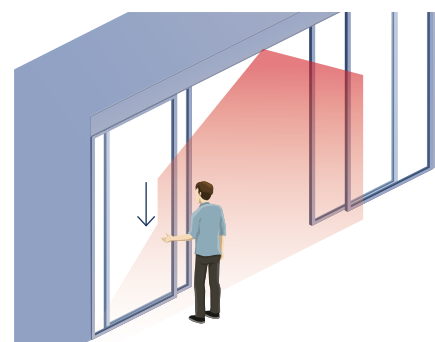
High precision, large field safety protection

The sensor can protect pedestrian safety maximized with a max 4m mounting height, a max 6m coverage width and a laser curtain generated by 400 measurement spots.



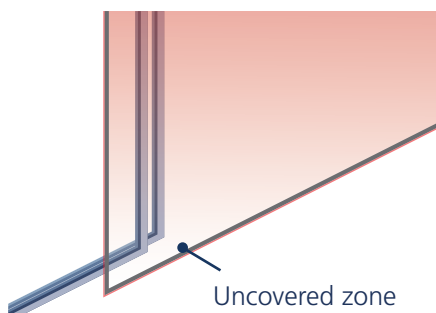
Visible spots

Two visible spots indicate the position of the curtain, it makes the curtain adjustment more quick and accurate.



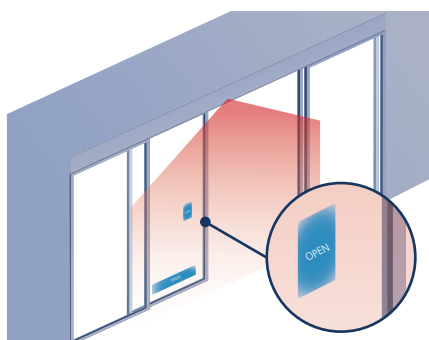
Detection field definition by hand movement

Use the hand to move up and down to easily define the width of the detection field.



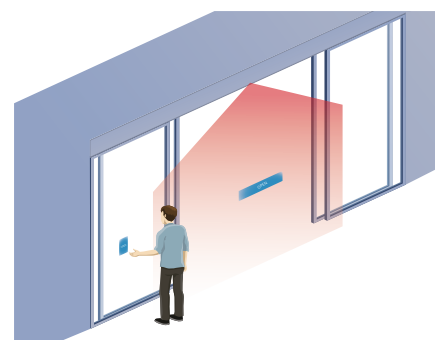
Uncovered zone

Thanks to the high precision of the laser technology, the uncovered zone can be lower than 10cm.



Virtual push buttons

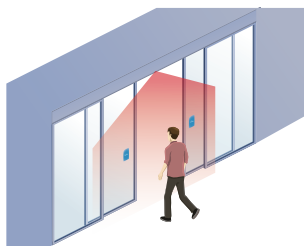
Flexible settings are available for virtual push buttons (VPB) use for opening the door. Each VPB can set the size and position at will.



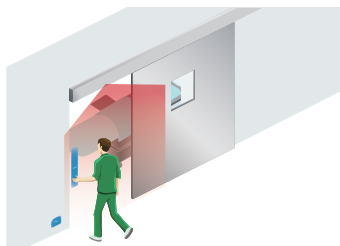
Long push function

Long push the buttons to keep the door open as needed.

APPLICATIONS



Open and safety protect for sliding door.



Open and safety protect for hospital sliding door.

INSTALLATION

- Ceiling mounting and surface mounting are available.
- Two visible spots help adjusting the position of the curtain.
- Angle of the curtain is adjustable: 0-5 degree.
- Additional parameters can be adjusted by remote control.

VERSIONS



LZR®-FLATSCAN SL^{recessed}



LZR®-FLATSCAN SL^{surface}

TECHNICAL SPECIFICATIONS

Technology	LASER scanner, time-of-flight measurement
Detection mode	Presence
Max. installation height	4m (reflectivity 5%) 5m (reflectivity 8%)
Opening Angle	90°
Angular resolution	0.23° (400 spots within 90°)
Testbody	700 mm x 300 mm x 200 mm (testbody CA according to EN 16005, height<4m)
Emission characteristics	Wavelength 905 nm; max. output pulse power 25 W (CLASS 1).
IR LASER	Wavelength 650 nm; max. output CW power 3 mW (CLASS 2) visible spots.
Supply voltage	12 - 24V DC ± 15%
Power consumption	≤ 2.2 W
Response time	Max. 90 ms
Output	1 optocoupler (galvanic isolation - polarity free) Max. switching voltage: 42V AC / 60V DC Max. switching current: 100 mA 1 Relay (free of potential change-over contact) Max. contact voltage: 60V AC / 125V DC Max. contact current: 1A (resistive) Max. switching power: 30W (DC) / 60VA (AC)
LED - signals	1 bi-coloured LED: detection / output status
Dimensions	Recessed version: 178 mm (L) × 85 mm (H) × 53 mm (D) Surface version: 168 mm (L) × 93 mm (H) × 42.5 mm (D)
Material - Colour	Recessed version: PC/ABS - Black Surface version: PC/ABS - Black - Aluminium
Tilt angles	0° ~ +5°
Protection degree	IP54 (EN 60529)
Temperature range	-30°C ~ +60°C if powered
Humidity	0-95 % non-condensing
Vibrations	< 2G
Conformity	EN 61000-4-3:2006 + A1:2008 + A2:2010 EN 61000-4-8:2010 EN 61000-4-16:2016 EN 61000-6-3:2007 + A1:2011 EN IEC 61000-6-2:2019

Specificatins are subject to change without prior notice. All values are measured in specific conditions.

DISCLAIMER Information is supplied upon the condition that the persons receiving it will make their own determination as to its suitability for their purposes prior to use. In no event will BEA be responsible for damages of any nature whatsoever resulting from the use of or reliance upon information from this document or the products to which the information refers. BEA has the right without liability to change descriptions and specifications at any time.

WWW.BEASENSORS.COM